




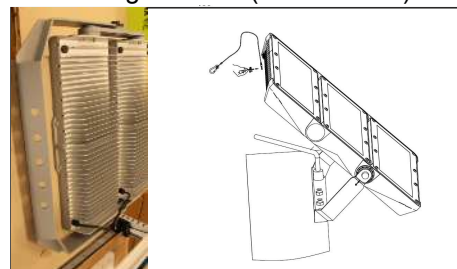
1. Unpack the luminaire..




2.Screw the auxiliary securing cable to the luminaire.



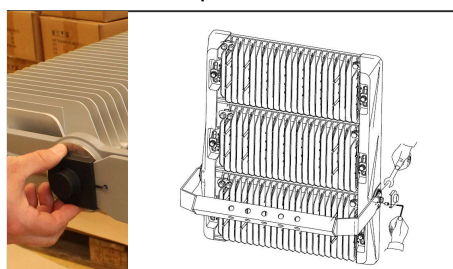
3. Attach the luminaire fixture to the designated location using a suitable connecting material (not included).



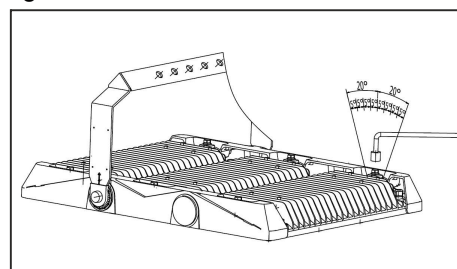
4. Using a carabiner, attach the other end of securing cable to the prepared point..



5. Remove the cap from the side of the luminaire, adjust the luminaire to the desired angle. Tighten the screws and close the cap




6. Using a suitable tool, loosen the reflector screws and tilt the individual reflector to the desired angle, then tighten the screws back.



7. Unscrew the lids from ballast boxes ( 3pcs of driver boxes).



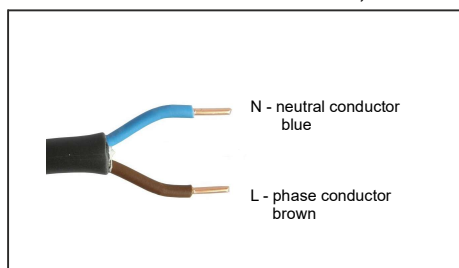
8. Remove the gland plugs and connect the cable from the light section to the driver box according to the label placed on the cable.



9. Connect the power supply cable.



10. 2 core cable.  
Rubber cable H07RN-F 2Dx1,5mm2

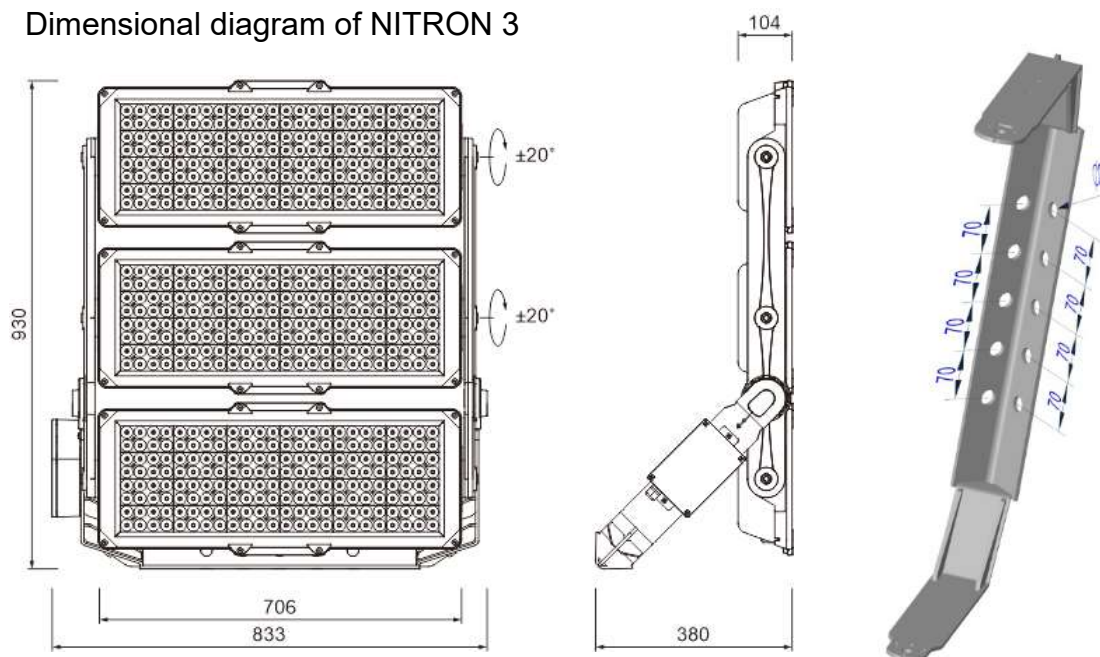


11.Tighten the cable glands and screw the cover back on.

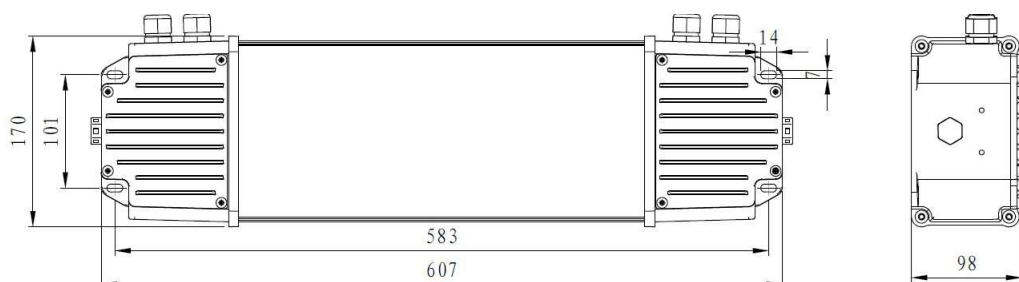





Dimensional diagram of NITRON 3



Dimensional diagram of the power supply box for NITRON 3



 = **68,5 kg**

Recommended installation height  
up to 20 meters.

- If the external flexible cable or cord of this luminaire is damaged, it shall be exclusively replaced by the manufacturer or his service agent or a similar qualified person in order to avoid a hazard.

- The light sources in this luminaire is only replaceable by the manufacturer or their technicians or a qualified person.

- This luminaire operates at mains voltage 220-240V, 50-60 Hz.

- Any modification to this luminaire is forbidden.

Cleaning:

clean the luminaire with the standard detergents. DO NOT use any abrasive detergents or solvents.

Installation and maintenance:

can provide only a person with an electrical qualification.

**ELEKTRO-LUMEN, s. r. o.**  
Hranická 505  
753 61 Hranice IV - Drahotuše  
Česká republika

**Telefon:** +420 581 699 411  
**Fax:** +420 581 699 419  
**E-mail:** el-lumen@el-lumen.cz  
**Web:** www.el-lumen.cz

The company reserves the right to change technical data and printing errors.  
Copyright © ELEKTRO-LUMEN, s. r. o.

